

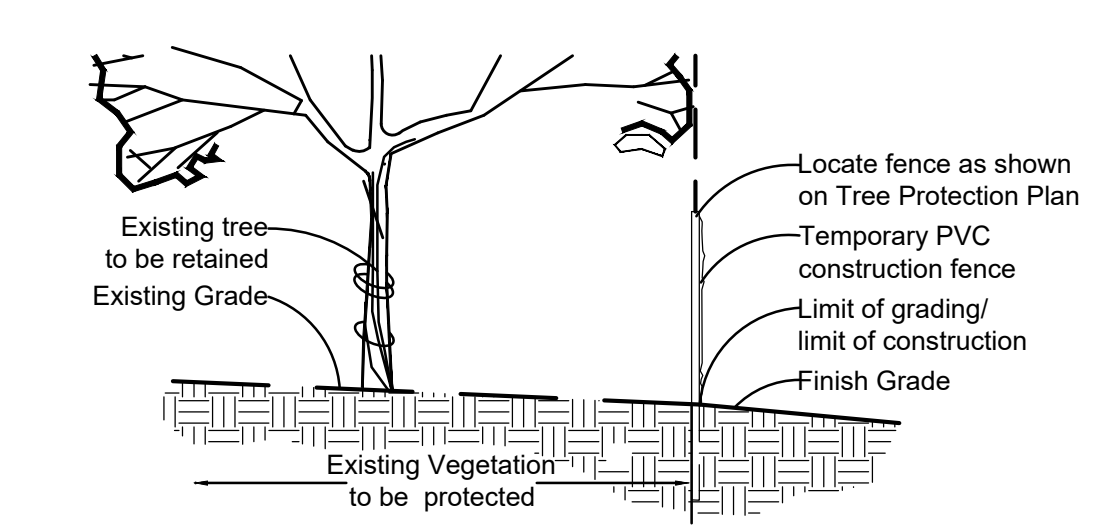
Jerald Saunders - Landscape Architect
MO License # LA-007

Consultants:

Mercy Health
12605 Rott Road
Sunset Hills, Missouri 63127

ID	Tree Name	DBH	Condition Rating	Comment	Preserved	To Be Removed
2965	Elm	12	2		x	
2966	Black Cherry	7	1	MoDOT ROW		x
2968	Red Cedar	7	2		x	
2969	Red Cedar	9	2	MoDOT ROW		x
2970	Red Cedar	10	2		x	
2971	Honeylocust	7	2		x	
2972	Red Cedar	7	2	MoDOT ROW	x	
2975	Red Cedar	8	2			x
2976	Red Cedar	8	2			x
2977	Red Cedar	8	2			x
2979	Hackberry	21	1	in the washout		x
2980	Red Cedar	12	2		x	
2981	Oak	12	2	along ROW fence	x	
2982	Elm	13	2	along ROW fence	x	
2983	Oak	23	3		x	
2984	Ailanthus	20	2			x
2985	Ailanthus	10	2			x
2986	Boxelder	10	2			x
2987	Ailanthus	10	2			x
2988	Ailanthus	10	2			x
2989	Black Cherry	8	2			x
2990	Ailanthus	10	2			x
2991	Ailanthus	10	2			x
2992	Boxelder	10	1			x
2993	Ailanthus	8	2			x
2994	Black Walnut	8	1			x
2995	Black Walnut	10	2			x
2996	Boxelder	8	2			x
2997	Ailanthus	8	2			x
2998	Ailanthus	20	2			x
2999	Ailanthus	18	2			x
3000	Elm	20	1			x
3001	Black Walnut	10	2		x	
3002	Cottonwood	22	2		x	
3003	Black Walnut	13	2			x
3004	Elm	8	2			x
3005	Elm	10	0			x

Tree Condition Rating:
Excellent 4
Good 3
Fair 2
Poor 1
Dead 0



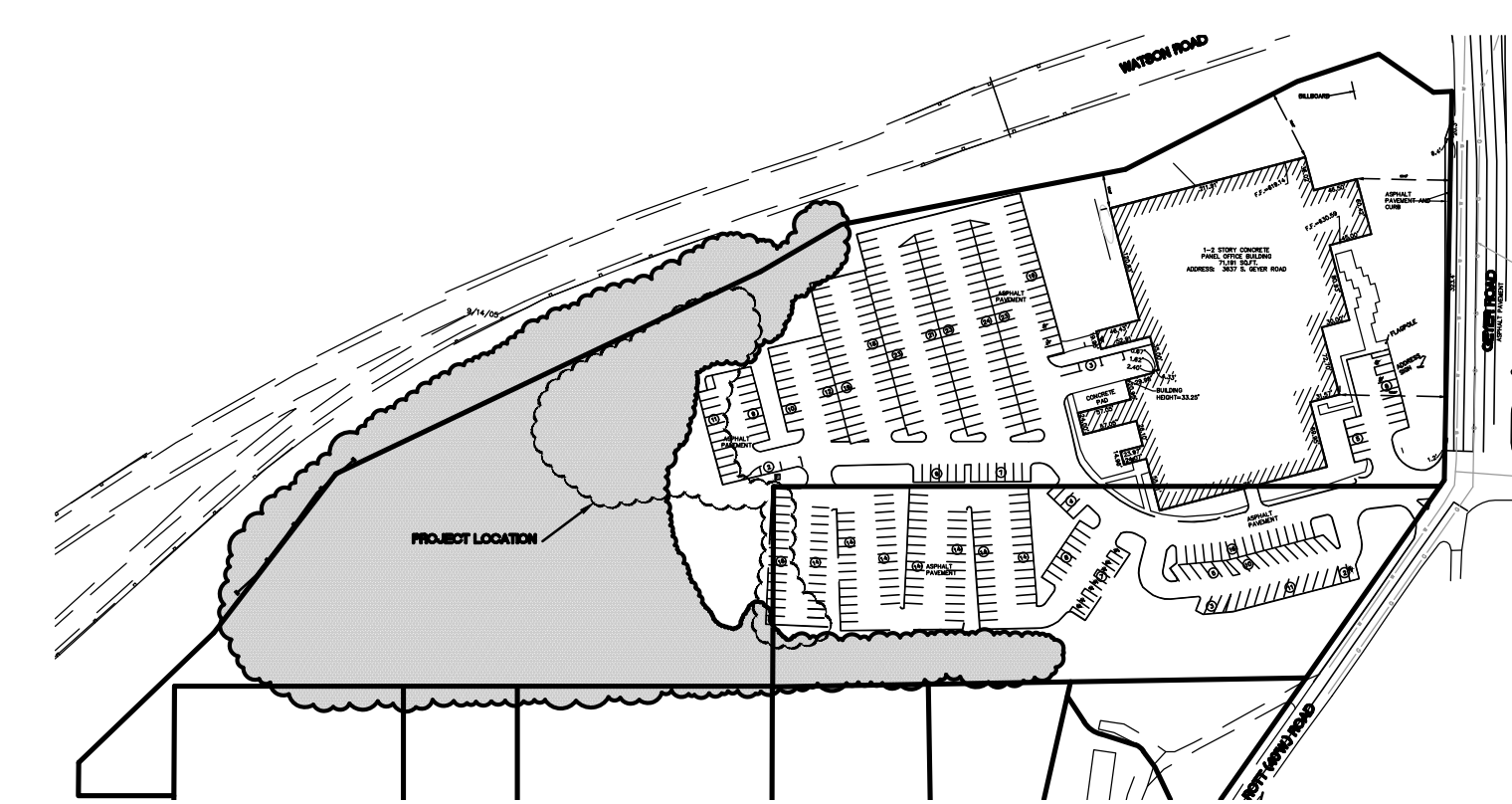
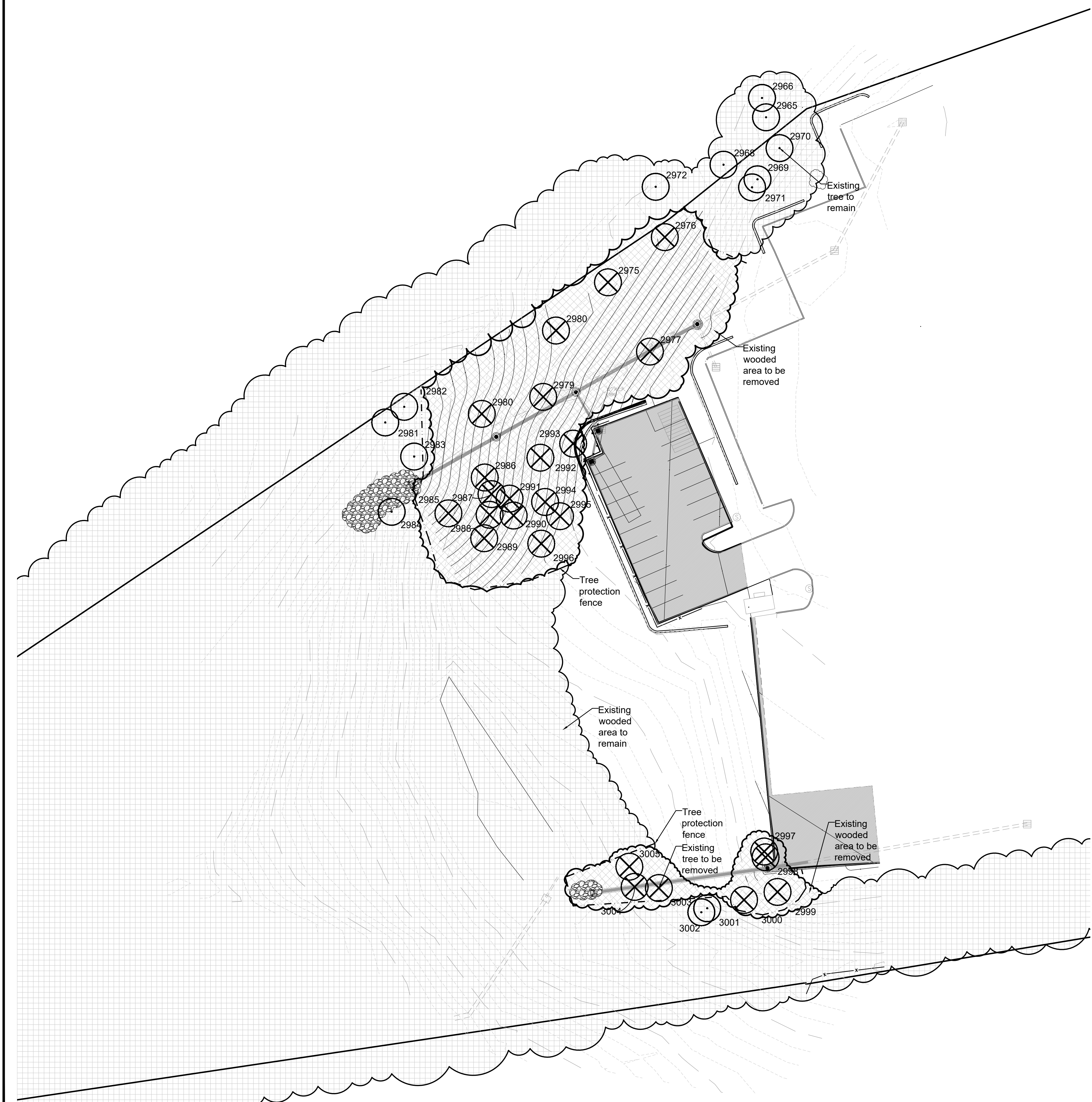
Tree Protection Detail

Tree Protection Notes:

- 1) Pre-construction meeting to be held on-site to include a presentation of tree protection measures to operators, construction supervisors, developer's representative, and city zoning inspector.
- 2) Clearing Limits to be rough staked in order to facilitate location for installation of protection fencing. No early maintenance schedule is required.
- 3) No clearing or grading shall begin in areas where the treatment and preservation measures have not been completed, including the installation of tree protection fencing as shown on the plan. Where necessary, Contractor may perform minor tree clearing prior to installing silt fencing and tree protection fencing provided they maintain tree protection area.
- 4) Tree Protection Fencing shall be 4-foot high temporary plastic construction fence. No equipment traffic/parking, concrete washout, material storage or other such construction activity shall be permitted to penetrate the protection fencing or disrupt the Protected Woodland Area except for the removal of dead or invasive plant material. All ground plane in planting areas shall be mulched with hardwood bark mulch. Tree Protection Signage will be placed along the Protection Fencing as shown as the dashed line on the plan.
- 5) Tree protection measures to be maintained throughout construction sequence.

Tree Protection Action Key Sequence:

- 1) Survey limit of disturbance.
- 2) Install tree protection fencing.
- 3) Post tree protection signage on fence (No signs will be posted on trees).
- 4) Maintain tree protection area as an off-limits zone.



Partial Tree Preservation Plan
SCALE 1"=30'
0 30 60 120

Revisions:

Date	Description	No.

Drawn: KP
Checked: RS

LOOMIS ASSOCIATES
landscape architects + planners
750 spirit of park drive, chesterfield, missouri 63005
t. 636-519-6668 www.loomis-associates.com

Loomis Associates Inc.
Missouri State Certificate of Authority #: LAC#0000191

Sheet Title: Tree Preservation Plan
Sheet No: TPP
Date: 8/19/21
Job #: 1030.002